

Feedback Analysis Report 2021-22

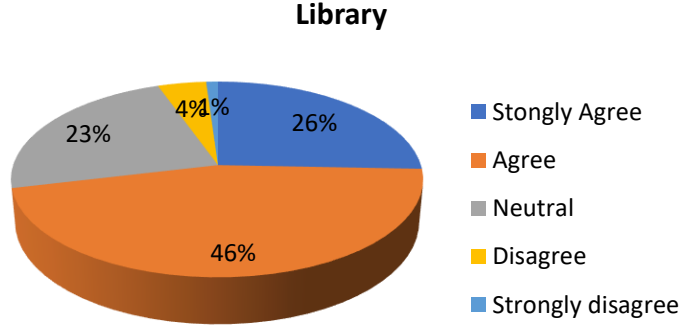
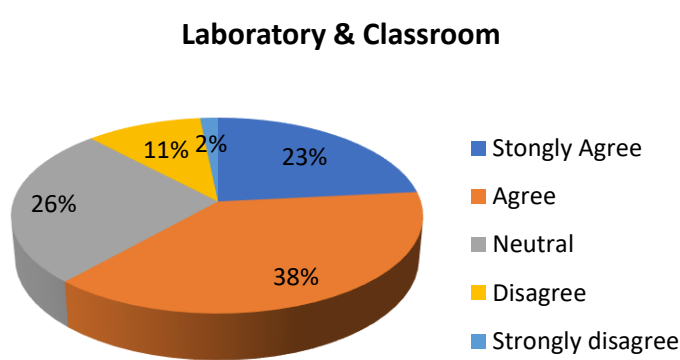
1. Students feedback Analysis:

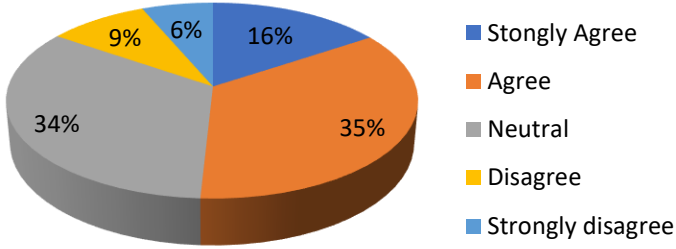
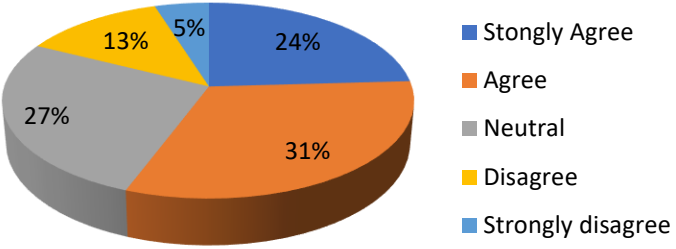
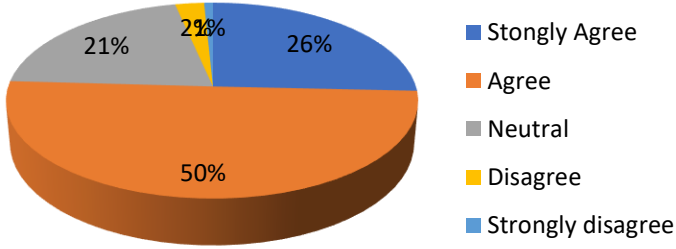
A form is designed to get feedback from our students about institute infrastructure. The form included questions about

1. Classrooms
2. Laboratory quality
3. Sports facility
4. Environment
5. Canteen facility
6. Campus
7. Hospitality
8. Communication
9. Curriculum

Feedback Analysis:

Feedback of students about the infrastructure of the institution are analyzed to create a quality profile for the year in relation to the institution vision and goals. The response of this feedback form consists of the five options as excellent, very good, good, average, poor.

Library	Library Staff is Co-operative.	<p style="text-align: center;">Library</p>  <p style="text-align: center;"> ■ Strongly Agree ■ Agree ■ Neutral ■ Disagree ■ Strongly disagree </p>
	Latest books and Sufficient number of copies of books are available.	
	Online access to Journals and Magazines available	
	Latest books and Sufficient number of copies of books are available.	
Laboratory and classroom quality	The institute has well equipped laboratories	<p style="text-align: center;">Laboratory & Classroom</p>  <p style="text-align: center;"> ■ Strongly Agree ■ Agree ■ Neutral ■ Disagree ■ Strongly disagree </p>
	The condition and the quality of Hardware (Desktops, Printers etc.) is satisfactory	
	Required software are installed and working properly.	
	Photocopy/Printing facility is available in campus.	
	Institute has well equipped classroom with projector facility.	

<p>Canteen</p>	<p>Institute has adequate Canteen facility</p> <hr/> <p>Quality of the food served is good.</p>	<p style="text-align: center;">Canteen</p>  <p> ■ Strongly Agree ■ Agree ■ Neutral ■ Disagree ■ Strongly disagree </p>
<p>Wi-Fi and Internet facility</p>	<p>Institute has Wi-Fi and internet facility is available in college and operational.</p>	<p style="text-align: center;">Wifi & Internet</p>  <p> ■ Strongly Agree ■ Agree ■ Neutral ■ Disagree ■ Strongly disagree </p>
<p>Administarion Account Service</p>	<p>The staff and services are prompt</p> <hr/> <p>Grievances are redressed on time</p> <hr/> <p>First aid facility is available in the institute</p> <hr/> <p>Counsellor help is available in the institute</p> <hr/> <p>Institute has banking facility in the campus</p> <hr/> <p>The institute provides a safe and caring environment</p>	<p style="text-align: center;">Administartion Account</p>  <p> ■ Strongly Agree ■ Agree ■ Neutral ■ Disagree ■ Strongly disagree </p>

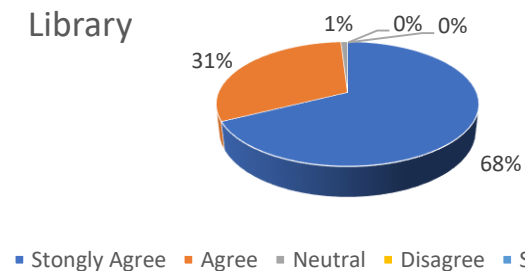
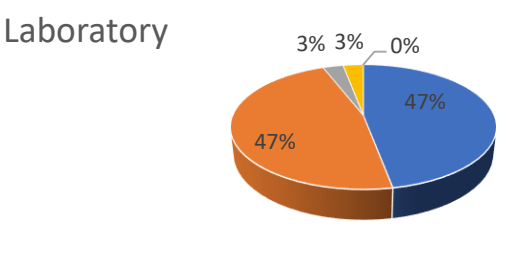
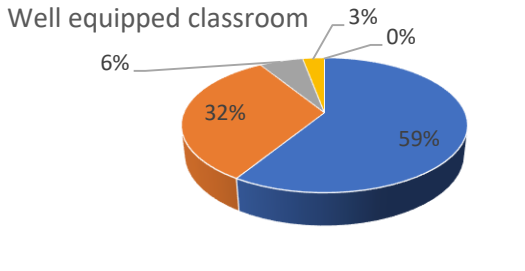
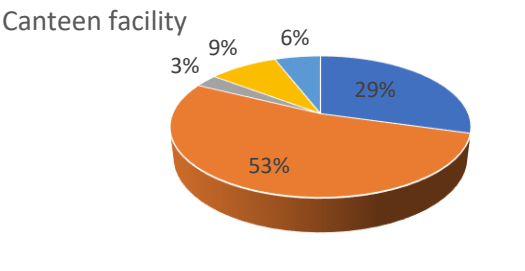
2. Faculty Feedback Analysis:

Feedback from faculty members about institute infrastructure is collected through a form. The form included questions about

1. Library
2. Laboratory quality
3. Classrooms
4. Canteen
5. Wi-Fi and Internet facility
6. Hospitality

Feedback Analysis:

Faculty members from various departments submitted their honest feedback. The infrastructure of the institution in the above five sections are analyzed to create a quality profile for the year in relation to institutional vision and goals. The response of this feedback form consists of the five options as strongly agree, agree, neutral, disagree, strongly disagree.

<p>Library</p>	<p>Library Staff is Co-operative. Latest books and Sufficient number of copies of books are available. Online access to Journals and Magazines available</p>	<p>Library</p>  <table border="1"> <thead> <tr> <th>Response</th> <th>Percentage</th> </tr> </thead> <tbody> <tr> <td>Strongly Agree</td> <td>68%</td> </tr> <tr> <td>Agree</td> <td>31%</td> </tr> <tr> <td>Neutral</td> <td>1%</td> </tr> <tr> <td>Disagree</td> <td>0%</td> </tr> <tr> <td>Strongly disagree</td> <td>0%</td> </tr> </tbody> </table>	Response	Percentage	Strongly Agree	68%	Agree	31%	Neutral	1%	Disagree	0%	Strongly disagree	0%
Response	Percentage													
Strongly Agree	68%													
Agree	31%													
Neutral	1%													
Disagree	0%													
Strongly disagree	0%													
<p>Laboratory quality</p>	<p>The institute has well equipped laboratories. The condition and the quality of Hardware (Desktops, Printers etc.) is satisfactory. Required software are installed and working properly.</p>	<p>Laboratory</p>  <table border="1"> <thead> <tr> <th>Response</th> <th>Percentage</th> </tr> </thead> <tbody> <tr> <td>Strongly Agree</td> <td>47%</td> </tr> <tr> <td>Agree</td> <td>47%</td> </tr> <tr> <td>Neutral</td> <td>3%</td> </tr> <tr> <td>Disagree</td> <td>3%</td> </tr> <tr> <td>Strongly disagree</td> <td>0%</td> </tr> </tbody> </table>	Response	Percentage	Strongly Agree	47%	Agree	47%	Neutral	3%	Disagree	3%	Strongly disagree	0%
Response	Percentage													
Strongly Agree	47%													
Agree	47%													
Neutral	3%													
Disagree	3%													
Strongly disagree	0%													
<p>Classrooms</p>	<p>Institute has well equipped classroom with projector facility.</p>	<p>Well equipped classroom</p>  <table border="1"> <thead> <tr> <th>Response</th> <th>Percentage</th> </tr> </thead> <tbody> <tr> <td>Strongly Agree</td> <td>59%</td> </tr> <tr> <td>Agree</td> <td>32%</td> </tr> <tr> <td>Neutral</td> <td>6%</td> </tr> <tr> <td>Disagree</td> <td>3%</td> </tr> <tr> <td>Strongly disagree</td> <td>0%</td> </tr> </tbody> </table>	Response	Percentage	Strongly Agree	59%	Agree	32%	Neutral	6%	Disagree	3%	Strongly disagree	0%
Response	Percentage													
Strongly Agree	59%													
Agree	32%													
Neutral	6%													
Disagree	3%													
Strongly disagree	0%													
<p>Canteen</p>	<p>Institute has adequate Canteen facility Quality of the food served is good.</p>	<p>Canteen facility</p>  <table border="1"> <thead> <tr> <th>Response</th> <th>Percentage</th> </tr> </thead> <tbody> <tr> <td>Strongly Agree</td> <td>29%</td> </tr> <tr> <td>Agree</td> <td>53%</td> </tr> <tr> <td>Neutral</td> <td>6%</td> </tr> <tr> <td>Disagree</td> <td>9%</td> </tr> <tr> <td>Strongly disagree</td> <td>3%</td> </tr> </tbody> </table>	Response	Percentage	Strongly Agree	29%	Agree	53%	Neutral	6%	Disagree	9%	Strongly disagree	3%
Response	Percentage													
Strongly Agree	29%													
Agree	53%													
Neutral	6%													
Disagree	9%													
Strongly disagree	3%													

<p>Wi-Fi and Internet facility</p>	<p>Institute has Wi-Fi and internet facility is available in college and operational.</p>	<p>Wifi and internet facility</p> <table border="1"> <thead> <tr> <th>Response</th> <th>Percentage</th> </tr> </thead> <tbody> <tr> <td>Strongly Agree</td> <td>53%</td> </tr> <tr> <td>Agree</td> <td>44%</td> </tr> <tr> <td>Neutral</td> <td>3%</td> </tr> <tr> <td>Disagree</td> <td>0%</td> </tr> <tr> <td>Strongly disagree</td> <td>0%</td> </tr> </tbody> </table>	Response	Percentage	Strongly Agree	53%	Agree	44%	Neutral	3%	Disagree	0%	Strongly disagree	0%
Response	Percentage													
Strongly Agree	53%													
Agree	44%													
Neutral	3%													
Disagree	0%													
Strongly disagree	0%													
<p>Hospitality</p>	<p>Refreshment facility is provided.</p>	<p>Hospitality quality</p> <table border="1"> <thead> <tr> <th>Response</th> <th>Percentage</th> </tr> </thead> <tbody> <tr> <td>Strongly Agree</td> <td>26%</td> </tr> <tr> <td>Agree</td> <td>50%</td> </tr> <tr> <td>Neutral</td> <td>9%</td> </tr> <tr> <td>Disagree</td> <td>6%</td> </tr> <tr> <td>Strongly disagree</td> <td>9%</td> </tr> </tbody> </table>	Response	Percentage	Strongly Agree	26%	Agree	50%	Neutral	9%	Disagree	6%	Strongly disagree	9%
Response	Percentage													
Strongly Agree	26%													
Agree	50%													
Neutral	9%													
Disagree	6%													
Strongly disagree	9%													

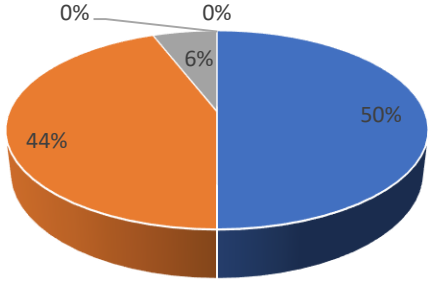
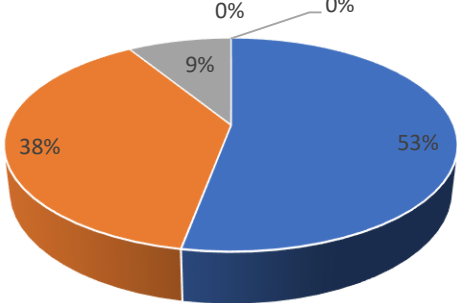
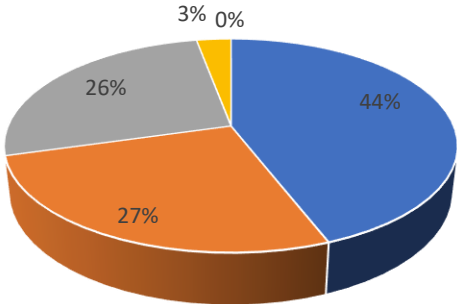
3. Alumni Feedback Analysis

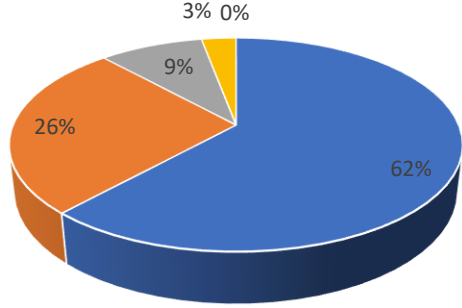
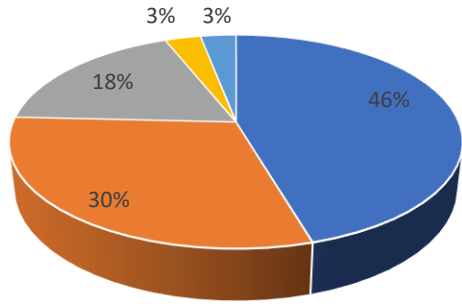
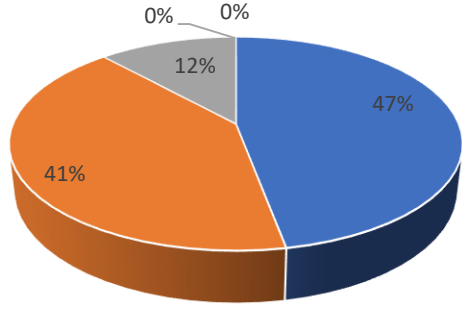
A form is designed to get feedback from our alumni about institute infrastructure. The form included questions about

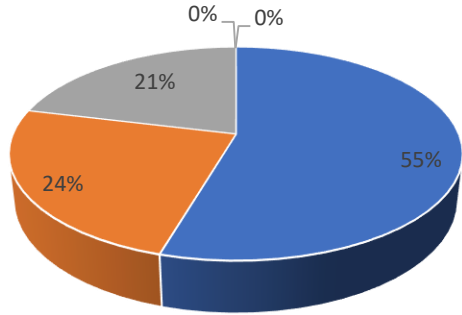
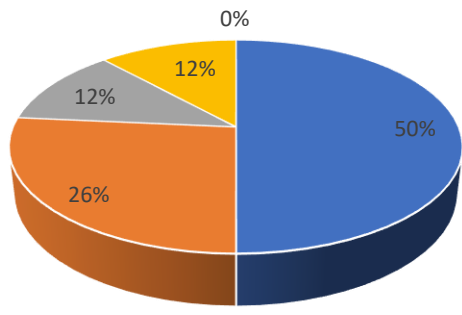
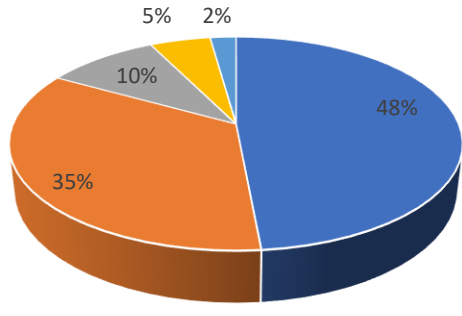
1. Classrooms
2. Laboratory quality
3. Sports facility
4. Environment
5. Canteen facility
6. Campus
7. Hospitality
8. Communication
9. Curriculum

Feedback Analysis:

Alumni of various departments submitted their honest feedback. The infrastructure of the institution in the above sections are analyzed to create a quality profile for the year in relation to the institution vision and goals. The response of this feedback form consists of the five options as excellent, very good, good, average, poor.

<p>Classroom</p>	<p>The institute has well equipped classroom with projector facility</p>	<p style="text-align: center;">Classroom</p>  <p style="text-align: center;"> ■ Excellent ■ Very Good ■ Good ■ Average ■ Poor </p>
<p>Laboratories</p>	<p>The institute has well equipped laboratories</p>	<p style="text-align: center;">Laboratories</p>  <p style="text-align: center;"> ■ Excellent ■ Very Good ■ Good ■ Average ■ Poor </p>
<p>Sports facilities</p>	<p>The institute has the adequate sports facilities</p>	<p style="text-align: center;">Sports facility</p>  <p style="text-align: center;"> ■ Excellent ■ Very Good ■ Good ■ Average ■ Poor </p>

<p>Environment</p>	<p>The institute provides a safe and caring environment</p>	<p style="text-align: center;">Envornment</p>  <p style="text-align: center;"> ■ Excellent ■ Very Good ■ Good ■ Average ■ Poor </p>
<p>Canteen facility</p>	<p>The institute has adequate canteen facility</p>	<p style="text-align: center;">Canteen facility</p>  <p style="text-align: center;"> ■ Excellent ■ Very Good ■ Good ■ Average ■ Poor </p>
<p>Campus</p>	<p>Campus</p>	<p style="text-align: center;">Campus</p>  <p style="text-align: center;"> ■ Excellent ■ Very Good ■ Good ■ Average ■ Poor </p>

<p>Hospitality</p>	<p>College hospitality to Alumni</p>	<p style="text-align: center;">Hospitality</p>  <p style="text-align: center;"> ■ Excellent ■ Very Good ■ Good ■ Average ■ Poor </p>
<p>Communication</p>	<p>College communication through Mails/Calls/SMS to alumni</p>	<p style="text-align: center;">Communication</p>  <p style="text-align: center;"> ■ Excellent ■ Very Good ■ Good ■ Average ■ Poor </p>
<p>Curriculum</p>	<p>Curriculum Syllabus and skill development Syllabus and Social awareness Usefulness of syllabus for personality development</p>	<p style="text-align: center;">Curriculum</p>  <p style="text-align: center;"> ■ Excellent ■ Very Good ■ Good ■ Average ■ Poor </p>

Employer feedback Report on Ambiance and Students Performance

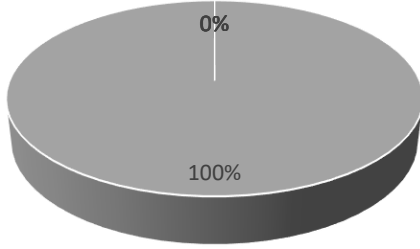
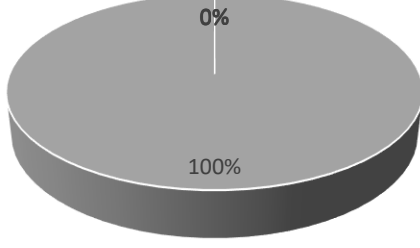
2021-22

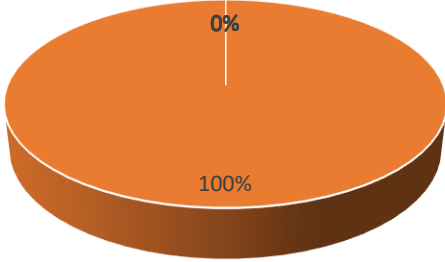
A form is designed to get feedback from our employers about our students and institute infrastructure. Also the willingness of the company to participate in internships, projects, expert talks, joint research, faculty training and industrial visit is also taken. The form included questions about

1. Students' quality
2. Institute infrastructure and facilities
3. Willingness of company participation

Feedback Analysis:

Feedback from employers are analyzed to create a quality profile for the year in relation to the institution vision and goals. The response of this feedback form consists of the five options as excellent, very good, good, average, poor. Employers are happy to get associated with our institute.

Students' quality	Technical skills	<div style="text-align: center;"> <h4>Students quality</h4>  <p>0% 100%</p> <p>■ Excellent ■ Very Good ■ Good ■ Average ■ Poor</p> </div>
	Communication skills	
	Ability to work in team	
	Final year project quality	
	Overall quality of students	
Institute infrastructure and facilities	Infrastructure facility	<div style="text-align: center;"> <h4>Infrastructure and facilities</h4>  <p>0% 100%</p> <p>■ Excellent ■ Very Good ■ Good ■ Average ■ Poor</p> </div>
	Support of volunteers	
	Computer network and internet facility	
	Hospitality	
	Overall institute Ambience	
Willingness of company	Student Project	
	Student Internship	
	Expert lecture	
	Joint research	

	Faculty training	<p data-bbox="906 219 1273 257">Willingness of company</p>  <p data-bbox="785 631 1385 698">■ Student Project ■ Student Internship ■ Expert lecture ■ Joint research ■ Faculty training ■ Industrial visit</p>
	Industrial visit	